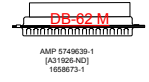
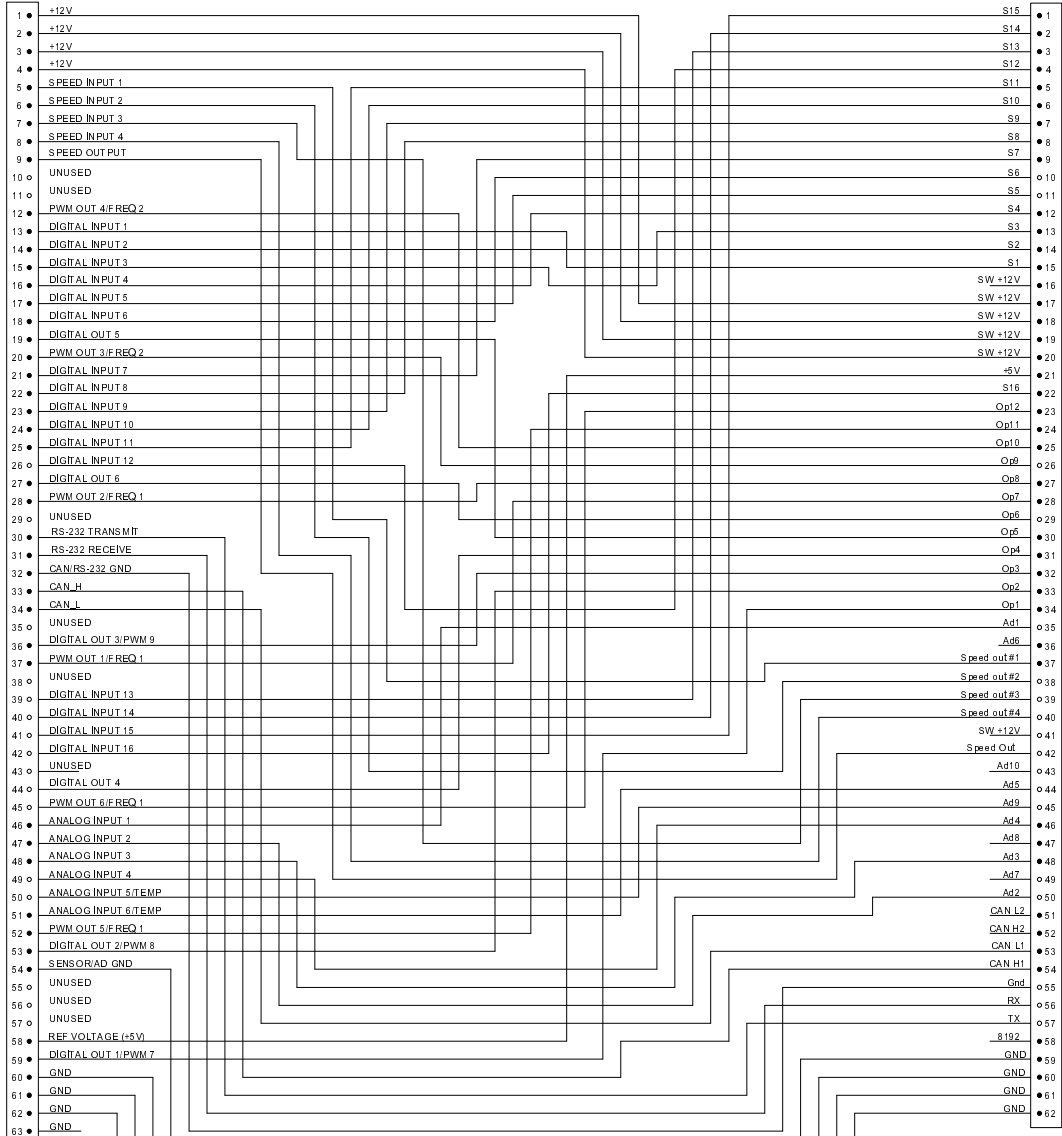


TCU-2000

SIM-2000



USED ON BREAKOUT BOARD
 CONN D-SUB PLUG R/A 62POS 30GOLD [PCB]
 5749639-1 [A31926-ND]

J1 SIDE OF PCB AND PRODUCT TEST
 HARNESSES (FEMALE HOUSING MALE PINS)

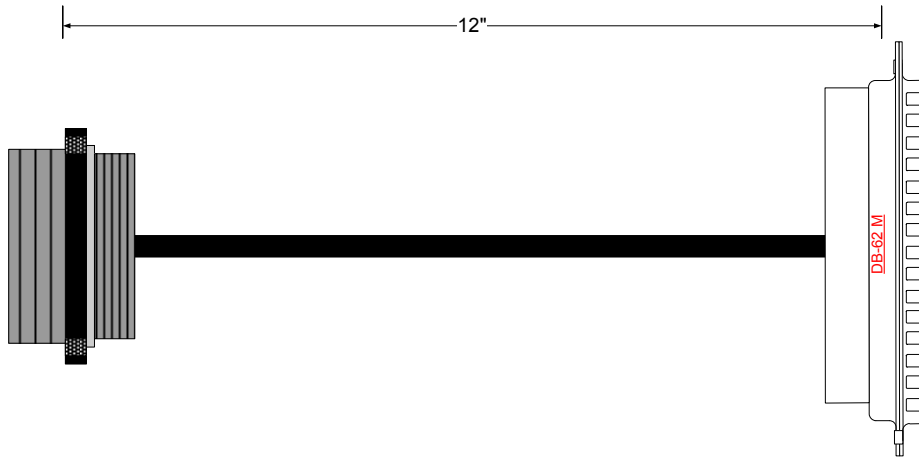
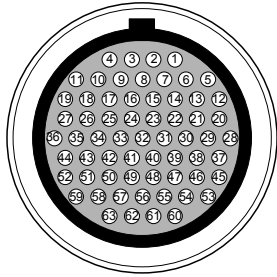
TCU2000 CONNECTOR	QTY	DESCRIPTION	PIN	NOTES
1	1	CONNECTOR	CONN001/205842-1	
53	53	TERMINALS	CONN006/66604-9	
0	0	BACK SHELL	CONN006/206138-1	
0	0	RUBBER SEAL	CONN-043	

TXT	COLOR	NOTES
BLK	BLACK	
BRN	BROWN	
RED	RED	
ORN	ORANGE	
YEL	YELLOW	
LT.GRN	LIGHT GREEN	
GRN	GREEN	
LT.BLU	LIGHT BLUE	
BLU	BLUE	
VIO	VIOLET	
GRY	GRAY	
WHT	WHITE	
PNK	PINK	

REVISION HISTORY				
LEVEL	DESCRIPTION	DATE	DRN	APP

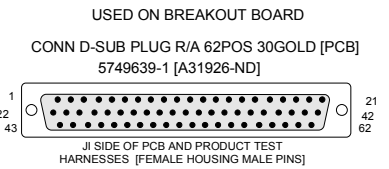
APPLICABLE STANDARDS • ASME Y14.100-200 • ASME Y14.5M-1994 • IPC/WHMA-A-620A-CLASS 2 • MARK IAW MIL-STD-130.	NOTES: 1) WIRE LENGTH TOLERANCE +/- .10 INCH 2) WIRE GAUGE IS 20 AWG UNLESS OTHERWISE STATED 3) TAPE ALL LOOM JOINTS UNLESS OTHERWISE STATED 4) TWIST INDICATED WIRES AT LEAST 10-12 TURNS PER FOOT 5) PLACE TAGS NO MORE THAN 2" FROM CONNECTOR. PLACE TAGS FOR UNTERMINATED WIRES NO MORE THAN 7" FROM UNTERMINATED END. 6) WIRE TYPE IS TXL UNLESS OTHERWISE STATED.	COMPANY: POWERTRAIN CONTROL SOLUTIONS
		TITLE: SIM-2003 TCM-2000 TO SIM2000 TEST CABLE.VSD
DRAWN BY: FRED D.	DATE: _____	SIZE: C CUSTOMER DRAWING NO.: XXXXX-XXXXX PCS PART NUMBER: SIM-2003 REV: 001
APPROVED BY: XXXXX	DATE: _____	SHEET 1 OF 4

TCU2000 CONNECTOR			
QTY	DESCRIPTION	P/N	NOTES
1	CONNECTOR	CON-0031/205842-1	
53	TERMINALS	CON-0046/66504-9	
0	BACK SHELL	CON-0005/206138-1	
0	RUBBER SEAL	CON-0043	



AMP 5749639-1 [A31926-ND]
1658673-1

ALL TEST CABLES ARE 12" IN LENGTH
2/15/2010



WIRE COLOR ABBREVIATIONS		
TXT	COLOR	NOTES
BLK	BLACK	
BRN	BROWN	
RED	RED	
ORN	ORANGE	
YEL	YELLOW	
LT.GRN	LIGHT GREEN	
GRN	GREEN	
LT.BLU	LIGHT BLUE	
BLU	BLUE	
VIO	VIOLET	
GRY	GRAY	
WHT	WHITE	
PNK	PINK	

REVISION HISTORY				
LEVEL	DESCRIPTION	DATE	DRN	APP

APPLICABLE STANDARDS • ASME Y14.100-200 • ASME Y14.5M-1994 • IPC/WHMA-A-620A-CLASS 2 • MARK IAW MIL-STD-130.		NOTES: 1) WIRE LENGTH TOLERANCE +/- .12 INCH 2) WIRE GAUGE IS 20 AWG UNLESS OTHERWISE STATED 3) TAPES ALL COOK JOINTS UNLESS OTHERWISE STATED 4) TWIST INDICATED WIRES AT LEAST 10-12 TURNS PER FOOT 5) PLACE TAGS NO MORE THAN 2" FROM CONNECTOR. PLACE TAGS FOR UNTERMINATED WIRES NO MORE THAN 2" FROM UNTERMINATED END. 6) WIRE TYPE IS TXL UNLESS OTHERWISE STATED.		COMPANY: POWERTRAIN CONTROL SOLUTIONS TITLE: SIM-2003 TCM-2000 TO SIM2000 TEST CABLE.VSD	
DRAWN BY: FRED D.	DATE:	SIZE: C CUSTOMER DRAWING NO.: XXXXX-XXXXX	PCS PART NUMBER: SIM-2003	REV: 001	SHEET 2 OF 4